

**CITY OF BLACK DIAMOND
WASHINGTON**

ORDINANCE NO. 18-1113

AN ORDINANCE OF THE CITY OF BLACK DIAMOND, KING COUNTY, WASHINGTON; RELATING TO STORMWATER UTILITY RATES; AMENDING SECTION 14.02.110 OF THE BLACK DIAMOND MUNICIPAL CODE; IMPLEMENTING A MONTHLY RATE INCREASE OF THREE DOLLARS PER ERU IN 2019 AND ADDING A CPI-U INFLATIONARY INCREASE IN 2020 AND BEYOND; PROVIDING FOR SEVERABILITY; ESTABLISHING AN EFFECTIVE DATE

WHEREAS, the City of Black Diamond is a municipal corporation operating under the laws of the state of Washington as a code city pursuant to Chapter 35A of the Revised Code of Washington; and

WHEREAS, as a code city, the legislative body of the City of Black Diamond is vested with all powers possible for a city or town to have under the Constitution of this state, and not specifically denied to code cities by law; and

WHEREAS, RCW Ch. 35.92 and Ch. 35.67 authorizes the City of Black Diamond to construct, condemn and purchase, acquire, add to, alter, maintain, and operate storm and surface water sewerage systems, and establish the rates therefore; and

WHEREAS, in 2018 the City contracted with Mr. Ashley Emery, Peninsula Financial Consulting, to up-date his computerized Stormwater Rate Analysis of the Stormwater Utility utilizing Black Diamond historical financial data, local Consumer Price Index data and various rates of growth over the next six years. The Financial analysis and computerized analysis were presented to Council at a November 15, 2018 Council workstudy meeting for the purpose of (a) identifying current and projected stormwater utility Maintenance, Operation and Capital costs and the rates needed to ensure that the City can continue providing adequate stormwater utility service throughout the City and meet its statutory and contractual obligations related thereto, and (b) identifying stormwater utility rates that will adequately fund such existing and projected costs; and

WHEREAS, Mr. Emery, in a previous 2013 rate analysis, had projected that the Stormwater rates should increase from \$16.00 to \$20.00 in 2015, however, the City postponed that rate increase from year to year as the Master Plan Development was expected to add growth each of the last four

years. This projected growth has finally begun in 2018, but the rate increase delay caused the need for an immediate rate increase effective January 1, 2019 to generate enough revenue to sustain a self-supporting and financially viable stormwater utility; and

WHEREAS, the financial data provided by the Finance Director and Mr. Emery's rate analysis recommend that the Stormwater rate needs to increase from \$16.00 per month to \$19.00 per month per Equivalent Residential Unit (ERU) effective January 1, 2019. Qualifying Lifeline residential users will see their rates increase from \$8.00 per month to \$9.50 per month per ESU; and

WHEREAS, in addition, the stormwater utility needs a yearly rate increase of the CPI-U annual adjustment effective January 1, 2020 and beyond. This inflationary increase will help ensure that revenues keep pace with the inflationary costs over time and help off-set the need for a future larger rate increase; and

WHEREAS, on December 3, 2018, the City Council held a public hearing on the Stormwater rate increase.

NOW, THEREFORE, THE CITY COUNCIL OF THE CITY OF BLACK DIAMOND, KING COUNTY, WASHINGTON DO ORDAIN AS FOLLOWS:

Section 1. Amendment of BDMC 14.02.110 (Service Rate Charges). Section 14.02.110 of the Black Diamond Municipal Code is hereby amended (*amendments shown in legislative revision marks*) to read as follows:

14.02.110 - Service charge rates.

- A. Service charges are hereby imposed on each parcel of real property within the city served by or to which is available for service the stormwater and surface water management utility.
- B. The following service charge rate is hereby established for all parcels of real property in the city, subject to any credits as described in subsection (C), below:

1. Effective January 1, 2019, the service charge rate shall be nineteen dollars per ERU per month.

2. Effective January 1, 2020, an annual CPI-U inflationary adjustment shall be added each year for the annual percentage of change in the all urban consumer price index (CPI-U) published by the Bureau of Labor Statistics of the U. S. Department of Labor for the Western Region using the July index for the year immediately preceding the year of the adjustment. In no event shall the monthly charge decrease as a result of the CPI-U adjustment without separate and specific actions by the City Council. The CPI-U adjustment shall apply to the base Stormwater ERU rate and be rounded to the nearest fifty cents.

C. Credits. Where applicable, the following credits may be applied in calculating the service rate for a parcel of real property within the City of Black Diamond:

1. *Department of ecology permit credit.* Any customer within the City of Black Diamond that is required to obtain a general or individual wastewater permit from the Washington State Department of Ecology shall receive a credit, prorated monthly, in the amount paid each year for such permit toward the amount owed to the City of Black Diamond under this chapter. In order to qualify for this credit, the business must provide the city with a copy of the department of ecology permit and proof of payments along with a letter to the city utility clerk requesting the credit.

2. *Storm pond investment credit.* Any customer that is assessed a stormwater utility fee under Section 14.02.070.B.4 and that constructs and has approved by the city a storm water detention/retention facility shall be eligible for a credit toward the storm water utility rate for the site served by the facility, subject to the following:

(a) To qualify for a credit, the detention/retention pond and associated facilities must adequately perform storm water treatment functions through the use of such methods as oil/water separators, bioswales, wet ponds, cartridge filter systems, or other means. The city may revoke any credit granted under this section upon a determination that the facilities are out of compliance with this section.

(b) The owner of record must provide the city's public works department with a copy of the facility's "as built" plans, stamped and signed by the owner's engineer, to verify that the drainage system has adequate capacity to meet the design criteria for which the owner is requesting a credit. The engineer shall also provide a stamped and signed operations manual for the retention/detention pond. New capacity calculations, "as built" plans, and a new operations manual shall be provided to the city if the retention/detention pond is increased or decreased in size.

(c) Annually by January 1 of the year preceeding the year for which the credit is being requested, each owner of record shall provide a certified statement on a form provided by the city verifying that all required maintenance has been performed in accordance with the operations manual. Once every five years, the certified statement shall be stamped and signed by the owner's engineer.

(d) The owner of record shall provide the city with a "hold harmless" statement on a form provided by the city that indemnifies the city from any loss arising from the construction and maintenance and operation of the retention/detention pond and associated private drainage facilities for

both the quantity and quality of water runoff from the owner's property. This statement shall be signed by the owner and will be recorded with the county auditor by the owner of record. The owner of record shall provide a copy to the city showing the county auditor's recording number stamped on it before the credit will be given by the city.

(e) Each owner of record must enter into an agreement that allows the city to enter upon the owner's property to inspect the retention/detention pond and associated drainage facilities and verify all information submitted by the owner and his or her engineer. The agreement shall be on a form provided by the city and shall be recorded with the county auditor by the owner. The owner shall provide a copy to the city showing the county auditor's recording number stamped on it before the credit will be given by the city.

(f) Credit shall be given as follows:

(1) *Retention facilities:*

- a. One hundred-year storage: Eighty-five percent credit.
- b. Fifty-year storage: Forty percent credit.
- c. Twenty-five-year storage: Twenty percent credit.
- d. Ten-year storage: Ten percent credit.

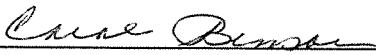
(2) *Detention facilities:*

- a. One hundred-year storage facility with release rate of fifty percent of the predevelopment discharge rate for a two-year storm: Eighty-five percent credit.
- b. Fifty-year storage facility with release rate of fifty percent of the predevelopment discharge rate for a two-year storm: Forty percent credit.
- c. Twenty-five-year storage facility with release rate of fifty percent of the predevelopment discharge rate for a two-year storm: Twenty percent credit.
- d. Ten-year storage facility with release rate of fifty percent of the predevelopment discharge rate for a two-year storm: Ten percent credit.

Section 2. Effective Date. This Ordinance shall be in full force and effect five days after its passage, approval, posting and publication as provided by law. A summary of this Ordinance may be published in lieu of publishing the ordinance in its entirety.

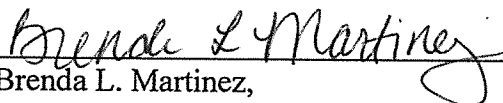
Section 3. Severability. If any provision of this ordinance, or ordinance modified by it is determined to be invalid or unenforceable for any reason, the remaining provision of this ordinance and ordinances and/or resolutions modified by it shall remain in force and effect.

ADOPTED BY THE CITY COUNCIL AT A REGULAR MEETING THEREOF ON THE 6 TH DAY OF DECEMBER 2018.



Mayor, Carol Benson

tested:



Brenda L. Martinez,
City Clerk

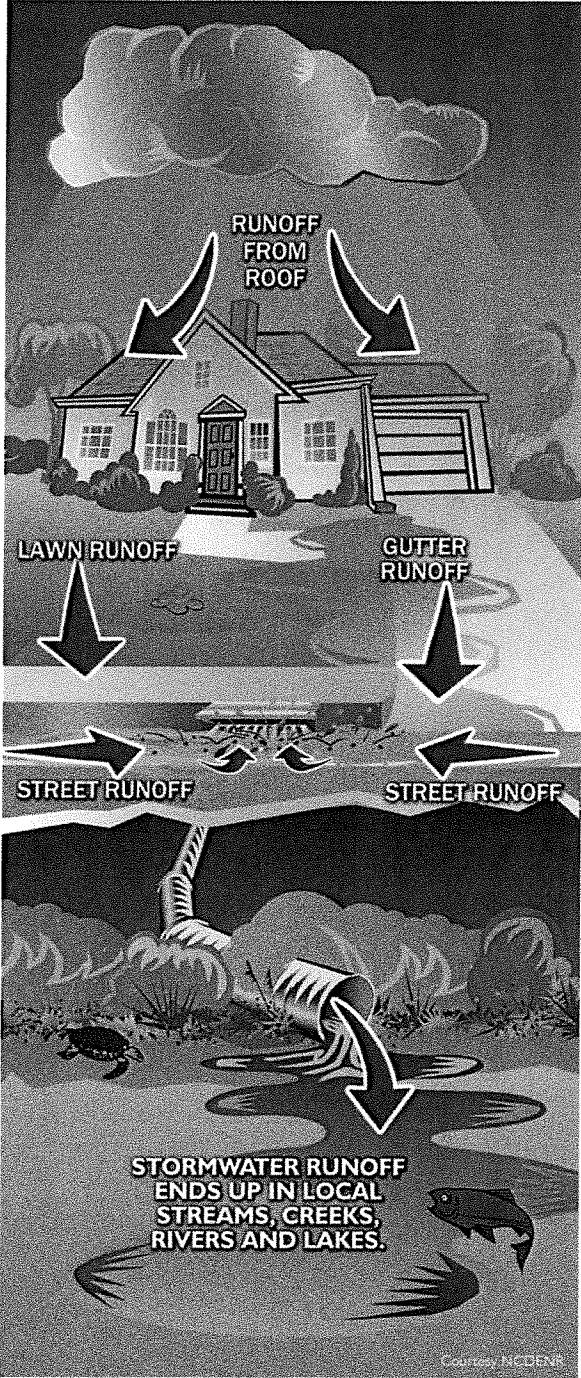
APPROVED AS TO FORM:

David Linehan
Kenyon Disend, PLLC
City Attorney

Published: 12/14/18
Posted: 12/7/18
Effective Date: 12/16/18

City of Black Diamond


Stormwater Rate Analysis



November 15, 2018

Table of Contents

Memo and Overview	1
What is the Stormwater Utility?	2
Exhibit A, B & C	4
Black Diamond Stormwater Rate Comparisons.....	7
Other Cities Rate Comparisons	8
2013 Cash Flow Plan (\$20 rate by 2015)	9



CITY OF BLACK DIAMOND STORMWATER UTILITY RATES

To: Councilmembers

Subject: **Stormwater Utility Rates for 2019**

Date: November 15, 2018

During the 2019 Budget development and presentations to Council, it became evident that the 2019 rates for the City Stormwater Utility Fund were not currently enough to provide the revenue needed to cover operating expenditures.

After a monthly analysis, the details show that operating expenditures exceed total Revenue for 2019 by \$82,921 without a rate increase (see Exhibit A). The monthly cash flow also shows a monthly negative cash balance in ten of the twelve months of next year.

The current rates of \$16.00 per unit or ESU have been in place since 2014. The last rate study showed that rates should go to \$20.00 per unit in 2015, but that increase did not happen as each year it was thought that growth was right around the corner. Now it is urgent we increase rates for 2019 to cover the cost of operating and provide adequate cash-flow for the Stormwater Utility Fund.

Black Diamond bills the Residential \$16.00 a month rates through King County's Property Tax Billing system to save cost of staff time billing, stuffing and mailing approximately 1,500 stormwater bills per month. This also saves time of not receipting 1,500 individual payments per month. King County, however needs to know the Black Diamond Stormwater Rates for 2019 by December 13, 2018 and needs the supporting ordinance.

The consultant that completed the last Stormwater rate analysis, Mr. Ashley Emery of Peninsula Financial Consulting has been hired to update and present his computerized rate analysis models. He will present several models that will show the future effect different growth rates will have on the Stormwater cash balances at the November 15, 2018 Council Workstudy meeting.

A 2019 proposed rate increase of \$3.00 per month is recommended which will increase the monthly \$16.00 rate to \$19.00 per month per ESU. Several financial worksheets are attached showing the current cash deficit and urgent need for a 2019 Stormwater rate increase. By also including a second 2020 and beyond inflationary rate increase in the ordinance, future revenue will be able to keep pace with stormwater expenses. Council has the responsibility to ensure rates in Utility Funds are adequate to cover the costs of Operations, Capital and Debt for each fund.

A Public Hearing is planned for December 3, 2018 and adoption of a rate increase Ordinance is planned for December 6, 2018.

CITY OF BLACK DIAMOND
STORMWATER UTILITY

What does the Stormwater Utility do and why?

There are two main purposes of the Stormwater Utility.

- 1. Mitigate the water quality impact of urban living on local creeks, wetlands, and lakes.** When homes and businesses congregate in urban densities higher levels of pollutants impact our creeks, wetlands and lakes from vehicles, garbage, landscaping, chemicals we buy, pets, cleaning things and construction. The City has a State Department of Ecology permit to discharge stormwater into local lakes and streams. This permit has six areas of compliance activities to reduce this urban impact on our environment including:
 - Assess, monitor and report to DOE on the effectiveness of the Best Management Practices being applied by the city.
 - Provide public education and outreach
 - Provide for public input into the City’s stormwater management Program each year.
 - Maintain an ongoing program to prevent, detect, characterize, trace and eliminate illicit connection and discharges into the city’s storm water system.
 - Implement and enforce a program to reduce pollutants in stormwater runoff from construction and development

- Prevent and reduce pollutant runoff from municipal operations, including proper equipment washing, pond maintenance, street sweeping, proper storage of materials, and approximately 20 other best management practices.

Each of these areas have multiple areas of expense and fees.

2. Protect and Preserve the street system from the impacts of stormwater runoff.

A major contributor to premature road failure is poor drainage. The City's maintenance activities in ditch cleaning, storm pipe cleaning, catch basin pumping, drainage way clearing, dealing with leaf and storm debris, replacing damaged or broken city storm pipes helps protect and preserve our streets and well as protect private property.

How are Stormwater rates assessed?

All residential customers share the cost of the utility budget on an equal fixed fee basis. Businesses are included on that equal share based on how large the business is comparing the amount of impervious surface for the business to the amount of impervious surface of a residential home. The City Council set the impervious surface for a typical residential home at 3000 square feet. In our code this is referred to as an Equivalent Surface Unit (ESU).

Since we all use the streets and are part of an urban environment, all citizens and businesses are part of the problem, but we are also a part of the corporate solution, actively contributing to minimizing our impact to our natural aquatic environment.

**City of Black Diamond
Stormwater Rate Analysis**

Exhibit A

2018: Stormwater Revenue & Expenditures (Oct & on are estimated)								
Month	City Collected Revenue	King Co. Collected Revenue	Stormwater Permits	Grants & Deposits	Investment Interest	2018 Total Revenue	2018 Expenditures	Revenue Less Expenditures
Jan	9,015	480	35	-	193	9,723	27,379	(17,656)
Feb	7,203	2,016	698	-	135	10,052	30,537	(20,485)
Mar	7,792	8,179	315	-	160	16,445	29,566	(13,121)
Apr	9,183	103,544	1,358	3,467	141	117,694	45,652	72,042
May	6,368	25,434	1,561	-	153	33,516	35,468	(1,952)
Jun	7,474	1,728	3,820	-	240	13,263	43,932	(30,669)
Jul	7,586	816	-	2,886	245	11,533	28,375	(16,842)
Aug	7,338	1,008	1,737	4,000	247	14,330	34,996	(20,667)
Sep	8,595	3,606	6,482	-	170	18,853	31,709	(12,856)
Oct	8,494	102,406	487	-	179	111,566	34,179	77,386
Nov	8,834	20,832	-	18,647	200	48,513	34,179	14,334
Dec	9,090	480	1,000	-	200	10,770	34,179	(23,409)
Total	\$96,973	\$270,528	\$17,493	\$29,000	\$2,263	\$416,257	\$410,153	\$6,104

2018

ASSUMPTIONS for 2019:									
1. 2019 Stormwater Budget with Current Rates									
2. Estimated growth of 16 ESUs/Month									
Effect of 2019 Stormwater Budget at Current Rates \$16									
2019	City Collected Revenue	King Co. Collected Revenue	Stormwater Permits	Grants & Deposits	Investment Interest	2019 Total Revenue	2019 Expenditures	Revenue Less Expenditures	Monthly Cash Balance
Beg Bal									\$80,000
Jan	7,266	524	487	-	193	8,471	39,615	(31,145)	48,855
Feb	7,522	2,202	487	-	135	10,346	39,615	(29,269)	19,586
Mar	7,778	8,933	629	-	160	17,501	39,615	(22,115)	(2,528)
Apr	8,034	113,097	487	-	141	121,760	39,615	82,144	79,616
May	8,290	27,781	487	-	153	36,711	39,615	(2,904)	76,712
Jun	8,546	1,887	1,358	-	240	12,032	39,615	(27,583)	49,128
Jul	8,802	891	487	-	245	10,425	42,615	(32,190)	16,939
Aug	9,058	1,101	487	-	247	10,893	42,615	(31,722)	(14,783)
Sep	9,314	3,938	1,358	-	170	14,781	42,615	(27,835)	(42,618)
Oct	9,570	111,854	487	-	200	122,111	42,615	79,496	36,878
Nov	9,826	22,754	487	-	200	33,267	42,615	(9,348)	27,530
Dec	10,082	524	1,358	-	200	12,165	42,615	(30,451)	(\$2,921)
Total	\$104,092	\$295,488	\$8,599	\$0	\$2,284	\$410,463	\$493,384	(\$82,921)	

* Projected Ending Fund Balance in 2019 at Current Rates

**City of Black Diamond
Stormwater Rate Analysis**

Exhibit B

- ASSUMPTIONS for 2019:**
1. 2019 Stormwater Budget with rate increase of 12.5%: From \$16 to \$18
 2. Estimated growth of 16 ESUs/Month

Ending Cash Balance Effect of 2019 Stormwater Budget with 12.5% Increase in Rates									
2019 Months	City Collected Revenue	King Co. Collected Revenue	Stormwater Permits	Grants & Deposits	Investment Interest	2019 Total Revenue	2019 Expenditures	Revenue Less Expenditures	Monthly Cash Balance
Beg Bal									\$80,000
Jan	8,175	590	487	-	193	9,445	40,454	(31,010)	48,990
Feb	8,463	2,477	487	-	135	11,562	40,454	(28,893)	20,098
Mar	8,751	10,050	629	-	160	19,589	40,454	(20,865)	(767)
Apr	9,039	127,234	487	-	141	136,901	40,454	96,447	95,680
May	9,327	31,254	487	-	153	41,220	40,454	766	96,445
Jun	9,615	2,123	1,358	-	240	13,336	40,454	(27,118)	69,327
Jul	9,903	1,003	487	-	245	11,637	43,454	(31,817)	37,510
Aug	10,191	1,239	487	-	247	12,163	43,454	(31,291)	6,219
Sep	10,479	4,431	1,358	-	170	16,437	43,454	(27,017)	(20,798)
Oct	10,767	125,836	487	-	200	137,289	43,454	93,835	73,037
Nov	11,055	25,598	487	-	200	37,340	43,454	(6,114)	66,923
Dec	11,343	590	1,358	-	200	13,490	43,454	(29,964)	\$36,959 *
Total	\$117,104	\$332,424	\$8,599	\$0	\$2,284	\$460,411	\$503,452	(\$43,041)	

* Projected Ending Fund Balance in 2019 with 12.5% increase in rates

City of Black Diamond
Stormwater Rate Analysis
Exhibit C

- ASSUMPTIONS for 2019:**
1. 2019 Stormwater Budget with rate increase of 19%: From \$16 to \$19
 2. Estimated growth of 16 ESUs/Month

Ending Cash Balance Effect of 2019 Stormwater Budget with 19% Increase in Rates									
2019 Months	City Collected Revenue	King Co. Collected Revenue	Stormwater Permits	Grants & Deposits	Investment Interest	2019 Total Revenue	2019 Expenditures	Revenue Less Expenditures	Monthly Cash Balance
Beg Bal									\$80,000
Jan	8,647	624	487	-	193	9,951	40,878	(30,927)	49,073
Feb	8,952	2,620	487	-	135	12,194	40,878	(28,684)	20,388
Mar	9,256	10,631	629	-	160	20,676	40,878	(20,203)	186
Apr	9,561	134,586	487	-	141	144,775	40,878	103,896	104,082
May	9,866	33,059	487	-	153	43,565	40,878	2,686	106,768
Jun	10,170	2,246	1,358	-	240	14,014	40,878	(26,864)	79,904
Jul	10,475	1,061	487	-	245	12,267	43,878	(31,611)	48,293
Aug	10,779	1,310	487	-	247	12,824	43,878	(31,055)	17,239
Sep	11,084	4,687	1,358	-	170	17,299	43,878	(26,579)	(9,341)
Oct	11,389	133,106	487	-	200	145,182	43,878	101,304	91,963
Nov	11,693	27,077	487	-	200	39,458	43,878	(4,421)	87,542
Dec	11,998	624	1,358	-	200	14,180	43,878	(29,698)	
Total	\$123,870	\$351,631	\$8,599	\$0	\$2,284	\$486,384	\$508,540	(\$22,156)	\$57,844

* Projected Ending Fund Balance in 2019 with 19% increase in rates

City of Black Diamond Stormwater Monthly Rate Comparison

	Estimated # 2019	Group	Billing thru	Monthly 2018	Monthly 2019	Monthly Increase
Regular Accounts	41	Lifeline	King County property tax collection, April and October	\$8.00	\$9.50	\$1.50
	1609	Residential & Small Business	King County property tax collection, April and October	\$16.00	\$19.00	\$3.00
Larger Lot Accounts	28	Small Business 1.5 - 4.0 ESUs	City Utility Billing Process	\$24.00 - \$64.00	\$28.50 - \$76.00	\$4.50 - \$12.00
	16	Business 4.5 - 9.5 ESUs	City Utility Billing Process	\$72.00 - \$152.00	\$85.50 - \$186.50	\$13.50 - \$28.50
	9	Business 10 - 22.5 ESUs	City Utility Billing Process	\$160.00 - \$360.00	\$190.00 - \$427.50	\$30.00 - \$67.50
	1	BD Elem.School 33.5 ESUs	City Utility Billing Process	\$536.00	\$637.00*	\$100.00
Special Accounts	100	New 2019 Homes	City Utility Billing 1st Year, to KC 2020	\$16.00	\$19.00	\$3.00
	24	Rainier View Senior Housing Lifeline	City Utility Billing Because of Turnover	\$8.00	\$9.50	\$1.50
	6	Rainier View Senior Housing Lifeline	City Utility Billing Because of Turnover	\$16.00	\$19.00	\$3.00
	3	Mobile Home Park and 2 Others	City Utility Billing	**		

* Is eligible for a possible \$450 Storm Pond Discount

** Mobile Home Park and a few other accounts have storm pond discounts and special unit charges

2018 Stormwater Rate Comparison to Other Cities

Jurisdiction	Residential rate
Kent	\$12.51
Covington	\$18.47
North Bend	\$12.36
Issaquah	\$15.91
Auburn	\$20.22
Maple Valley	\$9.93
Bellevue	\$28.45
Duvall	\$19.59
Redmond	\$16.56
Snohomish	\$14.68
Snoqualmie	\$20.45
<i>Proposed Black Diamond</i>	<i>\$19.00</i>

2013 Stormwater Rate Analysis: Rate Increase to \$20 in 2015

City of Black Diamond, Washington
Stormwater Utility Fund
Five Year Cash Flow -One Scenario

No MPD Growth

Draft 6/3/2013

Stormwater Fund	2013 Budget	2013 Proposed	2014 Budget	2015 Budget	2016 Budget	2017 Budget	2018 Budget	2019 Budget
Possible Monthly Rates	14.00	14.00	15.00	20.00	20.00	20.00	20.00	20.00
Operating Begin Cash Bal	80,250	82,436	90,318	102,690	105,383	108,167	111,056	114,057
Capital & Reserve Cash Bal	1,750	(436)	6,481	(21,632)	5,617	24,403	34,348	35,261
Total Beg Cash & Inv.	82,000	82,000	96,779	81,058	109,106	128,726	139,551	141,396
Operating Revenue-City	280,000	306,000	328,240	328,240	328,240	328,240	328,240	328,240
Operating possible Rate Inc.				109,280	109,280	109,280	109,280	109,280
Misc Revenue	300	300	300	300	300	300	300	300
Funding Reimbursement	60,925	47,550	15,500	0	0	0	0	0
Infill Growth		672	1,512	2,880	5,280	7,680	10,320	13,200
Infill Connection Charges								
Total Stormwater Fund Sourc	341,225	354,522	345,552	440,700	443,100	445,500	448,140	451,020
New Infill ERU's per Year	3	3	4	5	10	10	11	12
Cum Per Capita Other Growth			7	12	22	32	43	55
Stormwater Fund Expenditures								
Salaries & Bene	118,148	119,933	123,531	127,237	131,054	134,986	139,035	143,206
Benefits	54,053	54,299	56,471	58,730	61,079	63,522	66,063	68,706
City Adm (2015 FT/Pt. Sr Acct)				20,639	21,877	23,190	24,581	26,056
Supplies	14,000	14,000	14,560	15,142	15,748	16,378	17,033	17,714
Services & Charges	89,190	89,190	91,420	93,705	96,048	98,449	100,910	103,433
B&O & Util Tax	35,610	42,321	65,291	87,199	87,674	88,150	88,672	89,243
Transfers to Cap Equip	10,000	10,000	10,000	10,000	10,000	10,000	10,000	10,000
Sub Total Operating Uses	321,001	329,743	361,273	412,652	423,480	434,675	446,295	458,359
Loan -from Sewer	30,500	10,000						
Sub total Debt Service	30,500	10,000	0	0	0	0	0	0
Street Sweep/Cln/Debre dis			35,000	35,900	36,800	37,700	38,600	39,600
Capital Projects	0	0	0	0	0	0	0	0
Total Stormwater Fund Uses	351,501	339,743	361,273	412,652	423,480	434,675	446,295	458,359
Change in Cash & Inv	(10,276)	14,779	(15,721)	28,048	19,620	10,825	1,845	(7,339)
Ending Cash & Invest Bal	71,724	96,779	81,058	109,106	128,726	139,551	141,396	134,057

Cash & Investment Balance needs to cover three months of operating expenditures per city resolutions No. #08-850 & 13-866.
Note Beginning Cash & Investment Balance

Stormwater Scenario includes the adopted 2014 and 2015 rates, and anticipated an approximate \$5.00 per month increase in 2015. \$2.00 of the increase will be needed to cover the Catch basin Cleaning, Street Sweeping, storage and disposal that had been covered by a DOE grant in the past.